

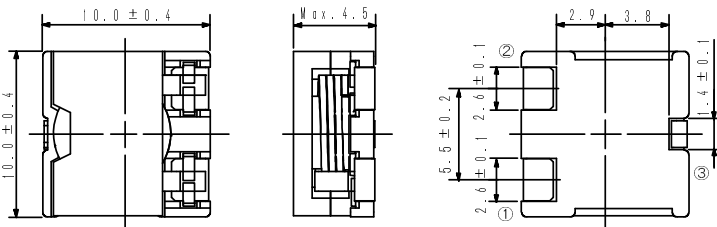
SMD Power Inductor CDEP104



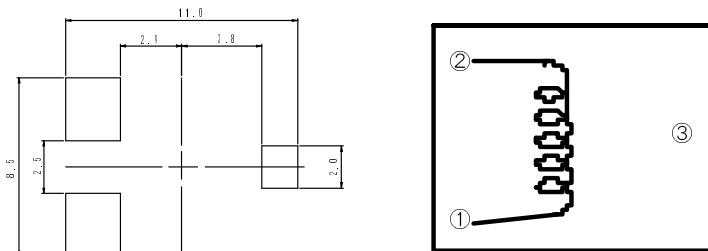
Description

- Ferrite core construction.
- Magnetically shielded.
- L × W × H: 10.4 × 10.4 × 4.5 mm Max.
- Product weight: 2.1g(Ref.)
- Moisture Sensitivity Level: 1
- RoHS compliance.

Dimension - [mm]



Land pattern and Schematics - [mm]



Environmental Data

- Operating temperature range: -40°C ~ +125°C (including coil's self temperature rise)
- Storage temperature range: -40°C ~ +125°C
- Solder reflow temperature: 260 °C peak.

Packaging

- Carrier tape and reel packaging
- 13.0" diameter reel
- 500pcs per reel

Applications

- Ideally used in portable computer CPU power supply

SMD Power Inductor CDEP104



ELECTRICAL CHARACTERISTICS-LOW D.C.R. TYPE

PART NO.	STAMP	INDUCTANCE [WITHIN] ※1	D.C.R. (mΩ) [MAX.] (at 20°C)	THE SATURATION CURRENT (A) ※2		TEMPERATURE RISE CURRENT (A) ※3 ΔT=40°C
				(at 20°C)	(at100°C)	
CDEP1Ø4NP-ØR3NC-88	0R3NL	0.36 μ H ± 30%	2.2(1.8)	24.2	20.8	18.0
CDEP1Ø4NP-ØR8MC-88	0R8ML	0.8 μ H ± 20%	3.7(3.1)	16.2	14.0	13.4
CDEP1Ø4NP-1R4MC-88	1R4ML	1.4 μ H ± 20%	5.9(4.9)	12.2	10.5	10.2
CDEP1Ø4NP-2R2MC-88	2R2ML	2.2 μ H ± 20%	11.8(9.8)	9.8	8.6	7.3
CDEP1Ø4NP-3R2MC-88	3R2ML	3.2 μ H ± 20%	18.6(15.5)	8.1	7.0	5.4
CDEP1Ø4NP-4R3MC-88	4R3ML	4.3 μ H ± 20%	21.8(18.2)	7.0	6.0	5.0

ELECTRICAL CHARACTERISTICS-STANDARD TYPE

PART NO.	STAMP	INDUCTANCE [WITHIN] ※1	D.C.R. (mΩ) [MAX.] (at 20°C)	THE SATURATION CURRENT (A) ※2		TEMPERATURE RISE CURRENT (A) ※3 ΔT=40°C
				(at 20°C)	(at100°C)	
CDEP1Ø4NP-ØR2NC-5Ø	0R2NS	0.22 μ H ± 30%	2.2(1.8)	39.6	31.6	18.0
CDEP1Ø4NP-ØR4MC-5Ø	0R4MS	0.45 μ H ± 20%	3.7(3.1)	27.6	22.1	13.4
CDEP1Ø4NP-ØR8MC-5Ø	0R8MS	0.8 μ H ± 20%	5.9(4.9)	20.7	16.6	10.2
CDEP1Ø4NP-1R3MC-5Ø	1R3MS	1.3 μ H ± 20%	11.8(9.8)	16.6	13.3	7.3
CDEP1Ø4NP-1R8MC-5Ø	1R8MS	1.8 μ H ± 20%	18.6(15.5)	13.3	10.7	5.4
CDEP1Ø4NP-2R5MC-5Ø	2R5MS	2.5 μ H ± 20%	21.8(18.2)	11.8	9.5	5.0

※1. Inductance measuring condition: at 100kHz.

※2. Saturation current: The value of D.C. current when the inductance decreases to 65% (while the tolerance is ±30%) or 75% (while the tolerance is ±20%) of it's nominal.

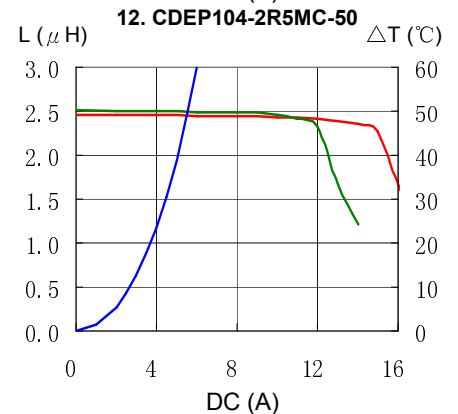
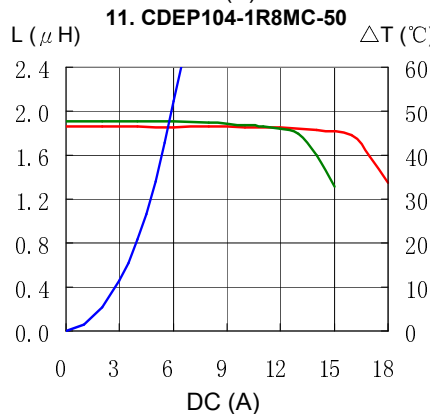
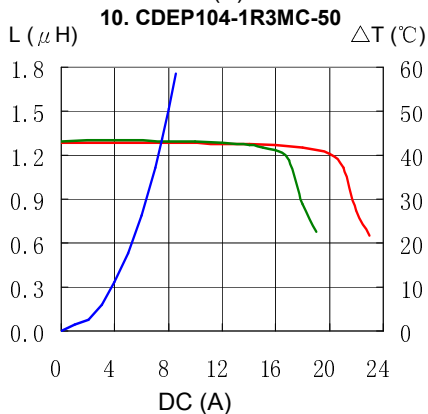
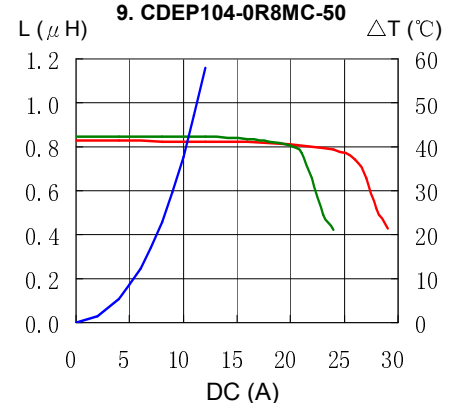
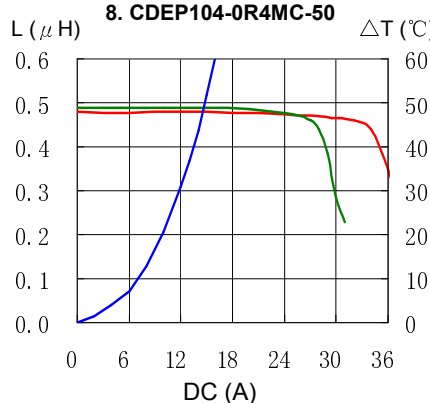
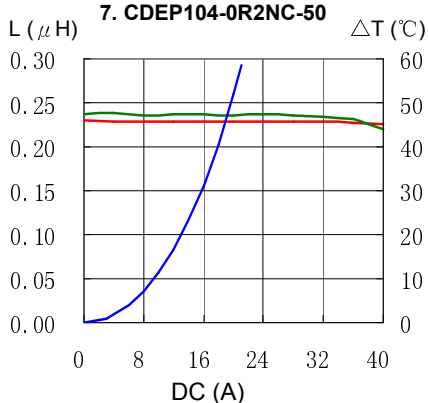
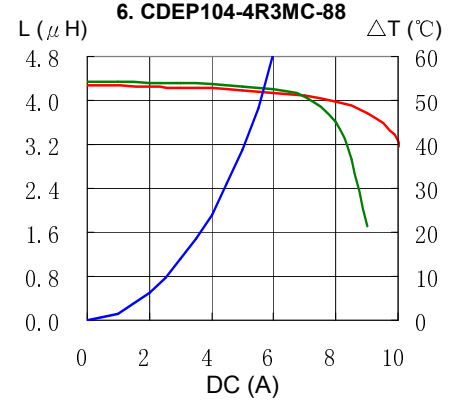
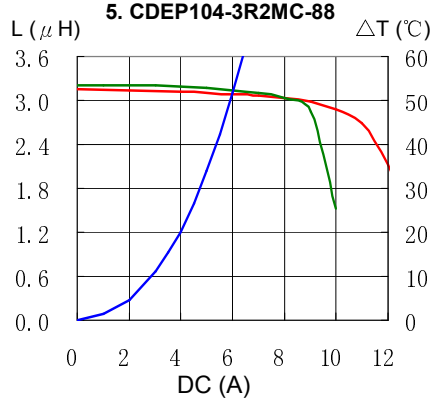
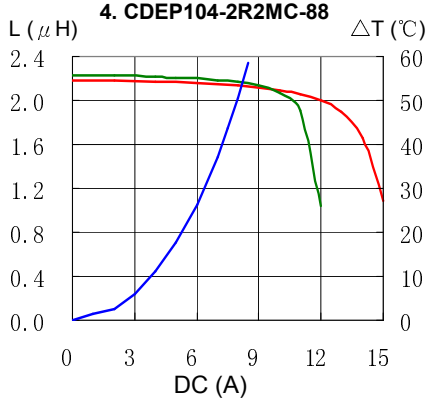
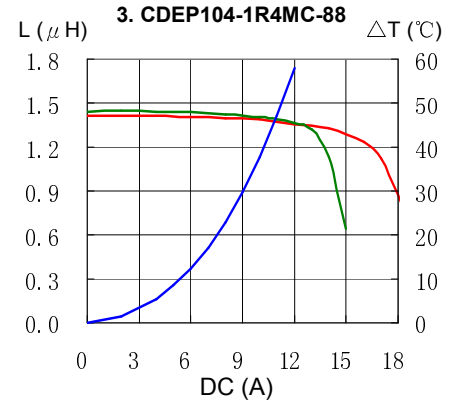
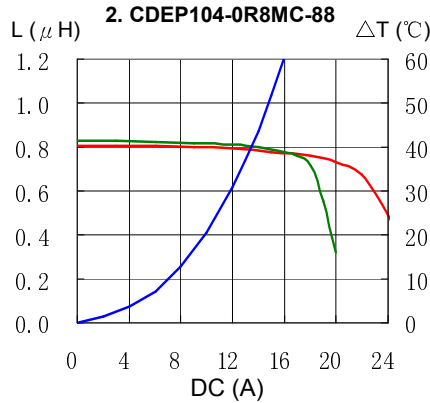
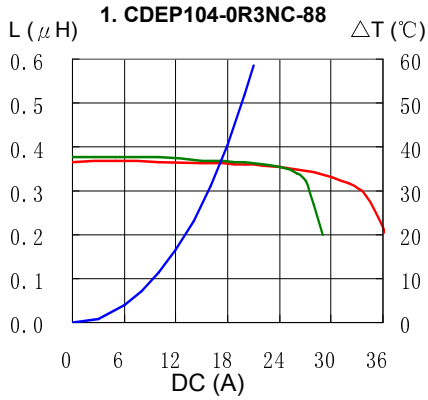
※3. Temperature rise current: The value of D.C. current when the temperature rise is Δt=40°C (Ta=20°C).

SMD Power Inductor CDEP104



Saturation Current & Temperature Rise Graph

— L (20°C) — L (100°C) — ΔT



SMD Power Inductor CDEP104



Solder Reflow Condition

